

**CUB SCOUT FAMILY CAMPOUT
AT
CAMP CHARLES
2009 Guidebook **UPDATED 10-12-09**
October 16-18, 2009**



East Carolina Council, BSA
PO Box 1698
Kinston, NC 28503
Voice : 252-522-1521
Fax : 252-522-9707
<http://eccbsa.org>

2009 CUB SCOUT FAMILY CAMPOUT AT CAMP CHARLES

October 16-18, 2009

Welcome to 2009 Cub Scout Family Campout at Camp Charles. Where boys and their families experience the excitement of the festivities and learn about the world around them as they frolic in the outdoors. Memories that will last a lifetime begin the moment you start setting up your tent and will continue until you leave the campground. Dreams develop and are brought to life before your very eyes.

This campout is planned for all members of the East Carolina Council, Boy Scouts of America. Tiger Cubs, Cub Scouts, Webelos Scouts and their families are encouraged to attend this annual event. We invite all leaders and parents along with Boy Scouts, Venturers, and Explorers to serve as staff.

This guide gives parents and Pack leaders the information needed to plan for 2009 Cub Scout Family Campout at Camp Charles. Information is also available at the Council Website at <http://eccbsa.org>
The East Carolina Council Scouters look forward to providing each of you a fantastic weekend filled with FUN, ADVENTURE, and QUALITY TIME for all families in attendance. Cub Scouts may attend with others from their Pack, other members of their den, or only their family. Life can't get any better than what this weekend will provide between a child and his family – no matter what the combination – father/son, mother/son, total family, grandparent/grandson. Mark your calendars now, and take time to read all the information provided in this guide. "Be Prepared" to have a great time!

Table of Contents

Dates	4
Location	4
*Map to Camp Charles.....	4
Registration.....	4
* Forms	4
* Fees	4
*Patch Information UPDATED	4
*Health History	5
*Refund Policy	5
*Deadline Summary	5
Preparation for Camp.....	5
*Vehicle Tag	5
*Identification for All Children	5
Procedures on Arrival at Camp	6
*Special Arrangements for Medical or Disabled Visitors	6
*Getting Gear to Campsite	6
*Pack Gear Friday 5-9. UPDATED	6
* Personal Vehicles.....	6
*Saturday.....	6
*Gear Trailers	6
*Campsite Assignment UPDATED	6
*Parking UPDATED	6
*Speed Limit	6
*No One is Allowed to Ride in the Bed of a Pickup Truck	6
Camp Check-In Procedure	7
*Check-in Hours	7
*Camp Information.....	7
* On-Site Registration	7
*ID Bracelets	7
Friday Night Leaders and Staff Meeting	7
Saturday Events	7
* Saturday Night Campfire UPDATED	7
* Order of the Arrow.....	7
Sunday Event.....	8
Camp Policies and Guidelines UPDATED.....	8
*General Camp Information	8
Health and Safety	9
Rules for Scouts and Adults	9
The Risk Zone	11
Camp Check-Out Procedure UPDATED.....	11
Would You Like to Help?	12
What To Bring Checklist UPDATED.....	13
Unit Rooster.....	14
Map of Camp Charles UPDATED.....	15
Schedule UPDATED.....	16
Evaluation Form.....	17
Parking Pass UPDATED.....	18

DATES

Early Arrivals: Check in for families or Packs camping on Friday evening will begin at 5:00PM

Check in: Saturday, October 17th, from 8:00 – 9:30 AM

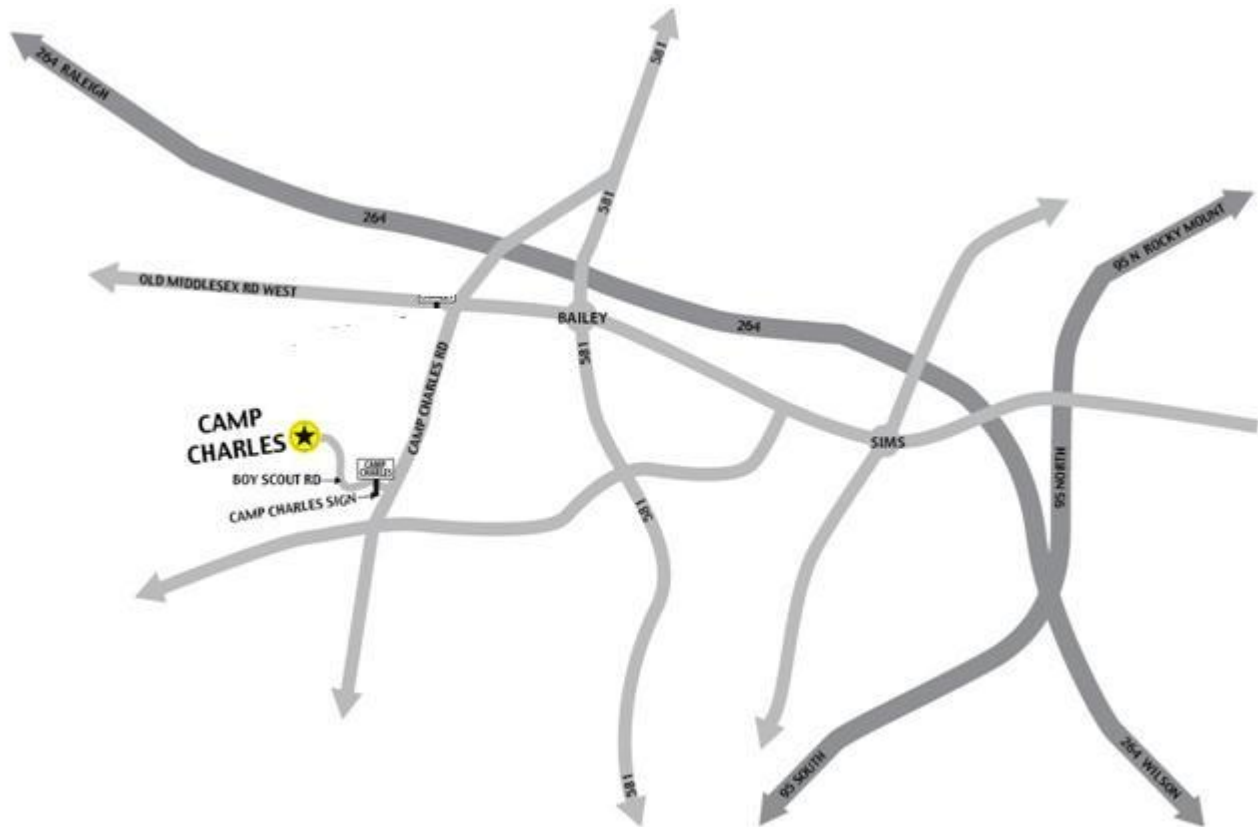
Program areas open at 10:00 AM

Check out: Sunday, October 18th, starting at 9:00 AM

PLEASE BRING YOUR OWN MEALS!

LOCATION

CAMP CHARLES, is located outside Bailey, NC. Contact information is the following
8396 Boy Scout Road
Bailey, NC 27807
252-235-4197



REGISTRATION

REGISTRATION FORMS: Attached to this guidebook are the registration forms, Mail or fax these forms to the **Council Service Center on or before October 9th**. These forms will be used during check-in at camp.

FEES: Maximum Family Fee is \$25

\$10 per Cub Scout and Cub Scout age youth

\$5 for first adult /

\$3 for additional people over 10y.o.

youth 5 and younger FREE

Maximum cost per family is \$25.00

PATCH INFORMATION: UPDATED DUE TO THE OVERWHELMING NUMBER OF PARTICIPANTS, PATCHES WILL BE MAILED TO CUBMASTERS AFTER THE EVENT We apologize for the inconvenience.

HEALTH HISTORY FORM:

Every person who attends camp must have a completed Health Form.

Everyone in camp must have a completed health history on file with the unit leader. This includes scouts, siblings, adults and all staff members. **Complete only parts A and C of The Annual Health and Medical Record.** This health form can be downloaded from:

http://scouting.org/filestore/pdf/34605_Letter.pdf

Every person who attends camp must have a completed Health Form.

Each unit is required to keep their Health Histories in a three ring binder. This way they are on file at all times and can be used year round with all activities that the unit participates in.

REFUND POLICY: All refund requests must be in writing and mailed to the East Carolina Council Office. Refunds are not given at camp. Request received prior to October 9th – all fees will be returned. Request received after October 9th – all fees minus \$6 **Refund request for "no shows" will not be honored.** Refund request for Scouts or Parents who depart camp early will not be honored.

PREPARATION FOR CAMP

1. An extremely important function of your planning is informing parents of Camp plans. Prior to camp, set a date and hold a parents information meeting. You will need to make copies of the guidebook and see that each parent receives a copy. Make sure all forms are filled out correctly and completely. Turn in the forms and payment for camp to the council services office. This guide also includes all the necessary forms, a list of what to bring to camp, Camp Charles policies and procedures, and a map on how to get there.
2. Arrange for transportation to and from camp. Have everyone who is going to camp meet at a central location and carpool to camp, if possible. Be sure every driver has a map to camp and the camp phone number. Share cell phone numbers, in case someone becomes separated from the group.
3. Have an experienced family (someone who has been to camp) mentor a new inexperienced family (someone who has never been to camp) by driving to camp together and helping to locate your assigned campsite for the weekend.
4. To help late arrivals find other members of their Pack, some leaders are setting up "Pack Number Signs" on the roads inside camp. Use real estate or political sign standards to write the Pack number on it. A fluorescent background with dark lettering shows up really well. These signs must be removed when you leave camp Sunday morning.
5. **Identification For All Children...Please Read!** Parents and leaders should consider making nametags to be worn by every youth. We recommend that you include the Name, Pack number, and Campsite assignment on the tag. Use a safety pin to fasten to shirts or they may be worn around the neck on a lanyard. Because so many are wearing the same uniform, it is easy to lose track of your child. If you become separated from your child at anytime, the nametag will provide accurate identification and campsite location information. This will expedite the relocation of "lost" parents.
6. Pack T-shirts: Some Packs have purchased their own T-shirts, using either a standard or a custom design logo and the pack number – this helps identify your group in a large crowd.
7. A "What to Bring Checklist" is included in the appendix. This list is meant as a guide. Use your judgment in choosing what to bring to camp.

PROCEDURES ON ARRIVAL AT CAMP

SPECIAL ARRANGEMENTS FOR MEDICAL OR DISABLED VISITORS: Anyone needing assistance because of a medical condition, disability or other impairment should call Camp Charles at 252-235-4197 Please call two weeks prior to the campout so that we may be fully prepared to assist you.

GETTING GEAR TO CAMPSITE FRIDAY 5 PM: Please plan to arrive at camp no earlier than 5 PM on Friday. You will not be allowed to enter camp until 5PM. We appreciate your observance of this policy.

PACK GEAR FRIDAY 5PM – 9PM **UPDATED: ONLY ONE Pack Gear Trailer or ONE Pack Gear Vehicle loaded with Pack equipment will be allowed to enter camp from 5PM - 9PM.** No other vehicles will be allowed on the roads to the campsites. Your unit may use a trailer or one designated vehicle to transport Pack equipment to your campsite. All trailers should be brought into camp before 9PM Friday evening. If your trailer will arrive after 9PM please notify Camp Charles' rangers. This is an ideal solution to having to haul equipment in by hand on Friday evening. Please inform the parking lot attendant, when you enter camp, that you are bringing in Pack equipment. The trailer can remain in your campsite, but **all towing vehicles must be removed from the campsite and parked in the parking lot.** **PACK Trailers may be brought to camp early in the week, make arrangements through the Camp Charles' Rangers at 252-235-4197**

PERSONAL VEHICLES: Personal vehicles will not be allowed on the roads to the campsites. On arrival, you will be directed to one of the parking lots. From there you will transport your gear to your campsite.

IT IS STRONGLY ENCOURAGED THAT UNITS CARPOOL DUE TO THE LIMITED PARKING AT CAMP CHARLES!

TRANSPORTING LUGGAGE: **Be prepared to transport you personal camping gear to your campsite by hand. You Will Need** a school bag, backpack, wagon, luggage carrier, a trash can on wheels, etc, that all of your gear can be loaded into and rolled /carried to your campsite. We strongly recommend that you be prepared to do this. There will be very LIMITED assistance available to help transport large and heavy items to your campsite. Please be aware of the amount of gear you plan to bring. **PLEASE PACK LIGHTLY!**

FRIDAY AFTER 9PM: The roads to the campsites will be closed, except for emergency vehicles and for camp staff who are assisting with camp program set-up.

GEAR TRANSPORT ASSISTANCE ON FRIDAY: LIMITED assistance is available to help transport large and heavy items to your campsite. You are responsible for the transport of all other items. If you need gear transport assistance please let the parking lot attendant know when you enter camp. He will direct you to the gear drop-off location in the parking lot. **ALL GEAR MUST BE MARKED** with your NAME, PACK NUMBER, AND CAMPSITE Do not leave any loose gear at the drop-off point – containerize it. We will not transport gear that is not labeled. Your gear will be delivered to your campsite. It may take some time for your gear to be brought to your campsite. PLEASE READ TRANSPORTING LUGGAGE ABOVE.

GEAR TRANSPORT ASSISTANCE ON SATURDAY: Vehicles will not be allowed to enter the roads to the campsites on Saturday On arrival, you will be directed to one of the parking lots. From there you will transport your gear to your campsite. You are responsible for the transport of all your gear. **You Will Need** a school bag, backpack, wagon, luggage carrier, a trash can on wheels, etc, that all of your gear can be loaded into and rolled /carried to your campsite. We strongly recommend that you be prepared to do this.

CAMPSITE ASSIGNMENT: **UPDATED** Campsites will be assigned based on each unit's registration prior to the campout. If a large number of people in your unit register after assignments are made your campsite may be crowded, register early to avoid this problem. **Campsite assignments will be posted at registration**

PARKING **UPDATED:** You will be directed to park by volunteers along the road into camp. **PLEASE FILL OUT the parking pass and place it in the front window during the event.**

SPEED LIMIT: **The speed limit in camp is 15 mph.** Please ensure compliance with this requirement for the safety of our Scouts and everyone in camp.

NO ONE IS ALLOWED TO RIDE IN THE BED OF A PICKUP TRUCK. This is against Boy Scout of America National Health & Safety Policies.

CAMP CHECK-IN PROCEDURE

Check-In Hours: Friday 5PM – 9PM at the Hawley Center
Saturday 8AM – 9:30AM at the Hawley Center

Camp Information Center: Hawley Center

1): Everyone will check-in at the Hawley Center and be given an ID bracelet. Please bring the following with you.... This will speed the check-in process

1. All youth and adult medical forms – Subject to be reviewed by registration staff.
2. A Copy of your Roster
3. Camp fee payment receipt
4. Money to settle any unpaid fees- checks can be made payable to ECC BSA.

On Site Registration: **Yes, you can register at camp.** Please have the Registration form, Roster, and a Health History for each person, completed before coming to the registration table. This will speed your check-in process.

ID Bracelets: ID bracelets will be issued to everyone at check-in and **MUST BE WORN AT ALL TIMES.** Anyone not wearing an ID will be stopped and brought to Registration to be registered. This is for your children's protection; please help us with this.

Friday Night Leaders and Staff Meeting

A meeting for all Cubmasters, or their representative, and Camp Staff will be held Friday evening at 9:00 PM in the Hawley Center. It is very important that each Pack and or Den send a representative to this meeting. Any specific questions or problems you have about camp will be addressed at that time.

SATURDAY EVENTS

When you arrive at camp you will receive a schedule for all the activities during the weekend. If you have any questions or would like to help with the events on Saturday "A Scout is Helpful" please come to the information meeting in the Hawley Center on Friday evening at 9pm.

In the event of rain, the Cub Scout Family Campout events will likely go on. However, many of these activities are weather dependent and have the potential of being cancelled or relocated within the camp. Cancellations will be held to a minimum.

Tie Dye: Everyone is asked to bring their own shirt to be tied dyed as a limited number of shirts will be available available.

BB Guns: Tiger Cubs and Wolves will need a parent to assist them

Archery: Tiger Cubs and Wolves will need a parent to assist them

Sling Shot: Tiger Cubs and Wolves will need a parent to assist them

Fishing: Please bring your own fishing gear and bait.

Cub Scout Carnival

Hike to High Rock

Saturday Night Campfire **UPDATED:** The Saturday Night Campfire will be hosted by the Order of the Arrow. We are asking that unit leaders be prepared to come up with one skit, one song AND one cheer. **WE WILL NEED TO KNOW WHAT THEY ARE AT THE LEADERS MEETING FRIDAY NITE!**

Order of the Arrow: We ask all Arrowmen to attend the Leaders Meeting Friday Night to go over the campfire program as we will be having some parts to play in it. **PLEASE BRING YOUR ORDER OF THE ARROW SASH WITH YOU THIS WEEKEND.**

SUNDAY EVENT

Scout's Own Interdenominational Service: A "Scout's Own" Interdenominational Service will be held Sunday Morning AT 8:00AM.

CAMP POLICIES AND PROCEDURES *UPDATED*

GENERAL CAMP INFORMATION

The Outdoor Code: All Campers are asked to live by the Outdoor Code. Please don't cut down or damage, in any way, live trees. They will become infected. Make sure any open fires are in the properly designated fire area. Please be sure that your Scouts know and understand the importance of caring for Nature as well as camp property.

The Outdoor Code
As an American, I will do my best to
Be clean in my outdoor manners,
Be careful with fire,
Be considerate in the outdoors, and
Be conservation-minded.

A Scout is Clean: You are expected to keep your campsite clean. If you need any special maintenance, please report it immediately to Camp Rangers. They will see to it as soon as possible. We appreciate your cooperation.

Conduct and Discipline: We solicit all adults' cooperation in this area. At all times the conduct and discipline of the Scouts is first the responsibility of the parents and second the unit leaders. The camp staff will not discipline any Scout unless it is a case of bodily injury or property damage, and then notify the parent and or appropriate leader. The camp staff is charged with the responsibility of providing program and support services to the camp and its participants; they are not authorized to supervise your Scouts. The camp administration reserves the right to remove any person from camp who is causing a major disruption.

Telephone: Cellular service is limited at Camp Charles. The use of cellular or digital telephones by adults attending camp to contact emergency services may result in delayed emergency service to a camper. The Camp Office telephone is a business phone so calls must be restricted to those of an emergency nature. Incoming calls will be accepted on the business phone, and a message will be relayed to the Pack Leader. The business/emergency phone **CANNOT BE TIED UP FOR PERSONAL PHONE CALLS**. The telephone number at CAMP CHARLES is: 252-235-4197

Electronic Devices: Camp is an outdoor experience and personal items such as TVs, stereos, radios, CD players, electronic games, etc, are not allowed in camp. A Scout is cheated out of his full outdoor experience with these types of items. Please leave these items at home.

Lost and Found: Until camp closes, lost and found items will be kept in the Hawley Center Any remaining items after camp is closed will be brought to the East Carolina Council Service Center. Items not claimed within 30 days will be given to a charitable organization. All personal property and clothing should be clearly marked with your name and Pack number.

Trading Post: Troop 185 will be operating a trading post that will sell candy, drinks, and hot dogs.

Also ice will be available for purchase.

Uniforms: Scouts and Leaders are requested to wear the complete Field Uniform (Class A) for evening meals, flag ceremonies, and campfire. Scouts are encouraged to wear their scout uniform with a scout T-shirt. If a scout has just joined and does not have a uniform, he still attend.

Knives: Cub Scouts must have a "Whittling Chip" card to use a knife at camp. Blades are to be no longer than 4 inches and must fold. **No sheath knives are permitted.**

Weather: Camp will take place rain or shine. Camp Charles can experience hot and humid weather, with afternoon thunderstorms. During these times, we may adjust some of the activities due to weather conditions. Nighttime and early morning temperatures can be rather cold in October. Watch the weather forecast before

coming to camp and plan accordingly. Bring clothes to keep warm, sweat suits, sweaters, heavy coat, and extra blankets. During hot weather it is important that the Scouts and especially the adults consume large quantities of water. Water coolers are located in all the program areas. Be sure to carry a drinking cup or water bottle with you on Saturday.

Fishing: UPDATED Because of the large range of bank area around the lake, fishing will be allowed only under the “Buddy System” and when supervised by an adult **AT THE SMALL POND ONLY**. The CAMP CHARLES ranger asks that any fish caught and not kept be released into Lake Charles. Scouts are encouraged to enjoy the small pond.

Taps: Taps occurs at 10pm. All campers are expected to be in their campsites by that time.

Quiet Hours: 10pm – 6am, please keep voices low and be considerate of sleeping campers. “A Scout is Courteous.” Any unit nighttime activities such as night hikes, astronomy hikes, etc. must be cleared with the Cub Scout Family Campout Chairman.

HEALTH AND SAFETY

Health Lodge: All injuries, regardless of the extent, must be reported to and treated at the Hawley Center. If needed, more serious cases will be treated at Wilson Medical Center in Wilson, NC. If the parents of a Scout are not in camp during the weekend they must indicate, on the health form, where they can be contacted in the event of an emergency.

Every person who attends camp must have a completed Health Form

Medical Forms: Every person who attends camp must have a completed Health Form. Only Part A General Information and Part C Parental Informed Consent and Hold Harmless/Release Agreement need to be filled as the event is less than 72 hours. Forms can be downloaded from the following website:

http://scouting.org/filestore/pdf/34605_Letter.pdf

Medications at Camp: Medications should NEVER be in a Scout’s possession unless for emergencies. Scouts are allowed to carry items and medications, such as inhalers or epi-pens, which are routinely carried on their person.

Fire and Emergency Alarms: The camp has its own fire and emergency bell. When the alarm is sounded, Leaders, Scouts and Staff will report to the Flag Poles behind the Hawley center. Leaders should be prepared to take roll of their Pack to ensure that everyone is accounted for. Emergency direction will be given at that time. Leaders, Scouts and Staff Members are not to assist in handling the Emergency unless directed by the Camp Administration. The fire and emergency alarm will be explained in detail at the meeting of unit leaders and camp staff scheduled for Friday evening.

Shoes: For safety reasons, all persons must wear shoes. **Open toe shoes are not permitted in camp.**
There will be no exceptions.

Mosquitoes: Mosquitoes are a fact of life in North Carolina. We encourage everyone to use DEET based insect repellent with DEET percentages appropriate to your age.

RULES FOR SCOUTS AND ADULTS

Firearms, Ammunition, Bows, Arrows and Weapons: Personal rifles, firearms, ammunition, bows, arrows, and other weapons are NOT ALLOWED in camp. Only those supplied by the camp are permitted, and only in the designated area.

Alcohol, Illegal Drugs, and/or Stimulants: The use of alcohol, illegal drugs, and/or stimulants on Boy Scout property has long been prohibited. This policy will be strictly enforced for all those who use our camp facility. Violators will be asked to leave the camp immediately. We will enforce all local, state, and federal laws in these matters.

Smoking or Use of Tobacco Products in Camp: National Scouting policies prohibit anyone under the age of 18 to smoke, or use tobacco products. Smoking in camp is discouraged. Leaders who smoke must do so out-of-sight of youth. Proper "field stripping" and disposal of butts should be done in proper receptacles.

Fireworks: Fireworks are prohibited at Camp Charles unless done by an authorized, bonded user for arena show purposes. Personal usage is not allowed. NO EXCEPTIONS!!!

Pets: No pets of any type are allowed in camp. The only exceptions are for guide and search and rescue dogs.

NO FLAME IN TENTS

The Boy Scouts of America national policy prohibits the use of open flames in tents. This includes: Mosquito Coils, Catalytic Heaters, Fuel Lanterns, Stoves, Candles and Smoking Materials

Liquid and L.P. Fuel: The use of liquid fuels (kerosene, gasoline, Coleman fuel, diesel, etc.) and liquid fuel equipment in camp is not recommended because of hazards involved in storage, handling, filling, and lighting of such equipment. Propane is the preferred fuel. Empty propane cylinders should be returned home. DO NOT bring liquid fuel cans to camp. If you are using liquid fuel equipment, fill the fuel tank in lantern and/or stove at home, this will give you enough fuel to last the weekend. Under **NO** circumstances is liquid fuel to be used to light a campfire. For safety reasons, boys must not be involved in the handling of or the lighting of stoves and/or lanterns.

Cooking Fires: If you use a charcoal or wood cooking fire, ALL the campfire rules listed below must be followed. You will have to share the fire area with others for cooking and campfire. You must use a charcoal chimney or Match-Light charcoal to light the charcoal. Under NO circumstances is liquid lighter fluid to be used to start the charcoal.

NO trees are to be cut down. Use **ONLY** downed wood, picked up in or near your campsite for firewood. Adults **ONLY** may use a Bow Saw (preferred), axes or hatchet when cutting downed wood.

Campfires: The following rules will be followed during Cub Scout family Camp out with regard to fires:

- a. Only ONE campfire will be allowed in each campsite.
- b. Fires will be built IN THE FIRE RINGS ONLY!
- c. Fires will be at least TEN FEET from tents, tarps, or structures.
- d. There must be a TEN-foot area cleared around the campfire to prevent spread of fire.
- e. Buckets with at least 10 GALLONS of water, MUST be placed within 10 feet of the fire
- f. All fires must be SUPERVISED at all times by a designated ADULT (FIRE WATCH).
- g. Fires are to be completely EXTINGUISHED BEFORE LEAVING AREA.
- h. ANY fire out of control MUST be reported to a STAFF MEMBER IMMEDIATELY.
- i. The use of LIQUID FUELS in a campfire is STRICTLY PROHIBITED.

ANY FIRE DETERMINED TO BE UNSAFE BY THE EVENT STAFF WILL BE EXTINGUISHED!

Buddy System: BSA and Camp policy requires all campers to travel in pairs (Buddy System), when they leave the campsite for any reason. Please make sure your Scouts tell you where they are going and when you can expect them to be back. Do not allow them to leave your campsite area after dark, unless accompanied by your "two deep" leadership. At times, children have been separated from their parents during the day or at the end of the arena show. Make sure you have reviewed what to do in case you are separated from one another.

Off Limit Areas: Please pay attention to the areas at camp that are marked OFF LIMITS for everyone. These areas can be dangerous with or without supervision.

THE RISK ZONE

“The Risk Zone” is a state of physical and mental fatigue that is a major cause of highway crash fatalities. As a leader it is your challenge to do all that you can to keep Scouts safe, both at Camp and while traveling to and from CAMP CHARLES. Take the Driver’s Pledge and get a good night’s sleep the night before you come to Camp and on your last night at Camp. The Driver’s Pledge is a commitment to plan ahead and avoid killer fatigue.

Camp Charles’ Driver’ s Pledge

I WILL NOT DRIVE WHEN I FEEL FATIGUED. I realize that when I am fatigued, I process information slower and less accurately, and this impairs my ability to react in time to avoid accidents.

I WILL GET A GOOD NIGHT’S SLEEP before I drive to camp — and my last night at camp.

I WILL MAKE TRAVEL PLANS that take into account my personal biological clock and I will only drive while alert.

CAMP CHECKOUT PROCEDURE *UPDATED*

NO Vehicles may be brought into the campsites Sunday morning. They are not to be driven around camp. If you are planning to leave earlier than Sunday morning, please checkout with both your unit leader and at the information desk in the Hawley Center. This will help us to know who is in camp.

Reminder, cars are not allowed in camp. Be prepared to transport your camping gear to the parking lot by hand if you plan on leaving early **and on Sunday Morning.**

Please fill out an Evaluation Form so we may better serve you and others in the future.

The campsite breakdown is complete when:

1. All gear is packed, grounds clean of all trash
2. Do not throw food scraps into the woods. It will attract the *WILD CRITTERS* into your campsite. Put all food trash into plastic garbage bags.
3. Campsite are to be clean and all trash picked up.
4. Remove all trash bags from your campsite and place them in the dumpster located at the rear of the Hawley Center **DO NOT LEAVE TRASH BAGS BY THE SIDE OF THE ROAD.**

Remember “Leave No Trace” - A Scout Always Leaves Camp Cleaner Than He Found It.

The Pack leader should come to the Information area to turn in your evaluation form. Please report any problems or concerns with camp equipment that you found while breaking-down camp. **Please check the Lost and Found before departing.**

Early Departure Gear Transport Assistance: If the weather is rainy during Saturday we will do our best to provide transport assistance FOR LARGE AND HEAVY GEAR ONLY! For the safety of our children, personal vehicles will not be allowed to enter the campsites If a large number of families wish to leave it may take some time to get to your campsite, so please be patient.

1. All smaller and lighter weight items will be hand carried to the parking lot.
2. FIRST- pack up all your gear, then flag down the trailers/ transport vehicles circulating through-out the campsites or go to the Hawley Center and ask for assistance.
3. Bring the gear to be transported to the side of the road. We will pick up gear from each campsite from the side of the road only, we cannot drive into the campsites
4. All gear must be marked with your name and Pack number
5. All gear will be brought to a Gear Drop-Off site located in the parking lot

Would You Like To Help?

Volunteer Leaders and Parents: You provide a valuable service to all our Scout programs when you participate as a staff member. We encourage 2 adults from each pack to assist with program on Saturday. These leaders are invited to attend the meeting held on Friday evening in the dining hall at 9pm. Your benefit is the knowledge that you have shared your knowledge and love of your vocation or avocation with others. You may be the spark that starts a career or lifelong hobby in the next generation. Please complete a Staff Application if you are interested in volunteering.

Thank you in advance for volunteering to make 2009 Fall Encampment a great success!

What To Bring Checklist **UPDATED**

- All participants should make arrangements to provide their own tents and bedding.
- All youth members are encouraged to wear their full Cub Scout uniform. If a Scout has just joined and does not have a uniform, he should wear jeans or shorts and plan to buy and wear a Scout t-shirt.
- Shoes: wear canvas or boots. **NO OPEN TOE SHOES!**
- A wagon or luggage carrier is necessary to carry your gear from the parking lot to campsite. Gear transport assistance is provided only on Friday evening, after 6pm. Due to the large number of campers we highly recommend that you "Be Prepared" to transport your own gear.
- **MARK ALL GEAR with your name and Pack number.**
- This list is meant to serve as a guide. Use your judgment in choosing what to bring to camp.

Camping Gear

- | | |
|--|--|
| <input type="checkbox"/> Tent, Tent poles, rope, tent pegs, hammer | <input type="checkbox"/> Dining Fly (Tarp) poles, rope, pegs |
| <input type="checkbox"/> Cooking Gear (stove, pans, etc.) | <input type="checkbox"/> Ice Chest |
| <input type="checkbox"/> Water Cooler | <input type="checkbox"/> Eating and cooking utensils |
| <input type="checkbox"/> Food | <input type="checkbox"/> Trash bags |
| <input type="checkbox"/> FIRE BUCKETS AND EQUIPMENT | |

Personal Gear

- Completed Health History Form for all campers and adults (signed)
- Sleeping Bag or Blankets (in waterproof cover)
- Pillow
- Full Scout Uniform
- Hat
- Shorts, Long Pants
- T-shirts
- Jacket
- Socks – one pair per day
- Underwear – one per day
- Pajamas or sleeping clothes
- Tennis shoes or Hiking Boots (two pairs)

Optional

- Folding Table
- Folding Chair
- Religious or other reading materials
- Spending Money for Trading Post
- Sunglasses
- Camera and film
- Fishing gear
- Rake
- Shovel
- Bow Saw

NO OPEN TOE SHOES IN CAMP

- Toiletry Kit: Toothbrush, toothpaste, comb/brush, soap (in a container).

Day Pack or Fanny Pack

- To carry the following during the day on Saturday
- Insect Repellent (Non-Aerosol Only)
 - Sunscreen
 - Drinking cup/water bottle
 - Personal First Aid Kit
 - Flashlight and fresh batteries
 - Raincoat or poncho

ITEMS NOT ALLOWED IN CAMP

- Sheath Knives**
- Axes/Hatchets**
- Radios, Tape Players, CD Players, TVs**
- Fireworks**
- Handheld Electronic Games**
- Alcoholic Beverages**
- Firearms, Archery equipment, Weapons**
- Controlled substances**
- Pets**
- Aerosol Cans**

(Leaders, reproduce locally as needed)

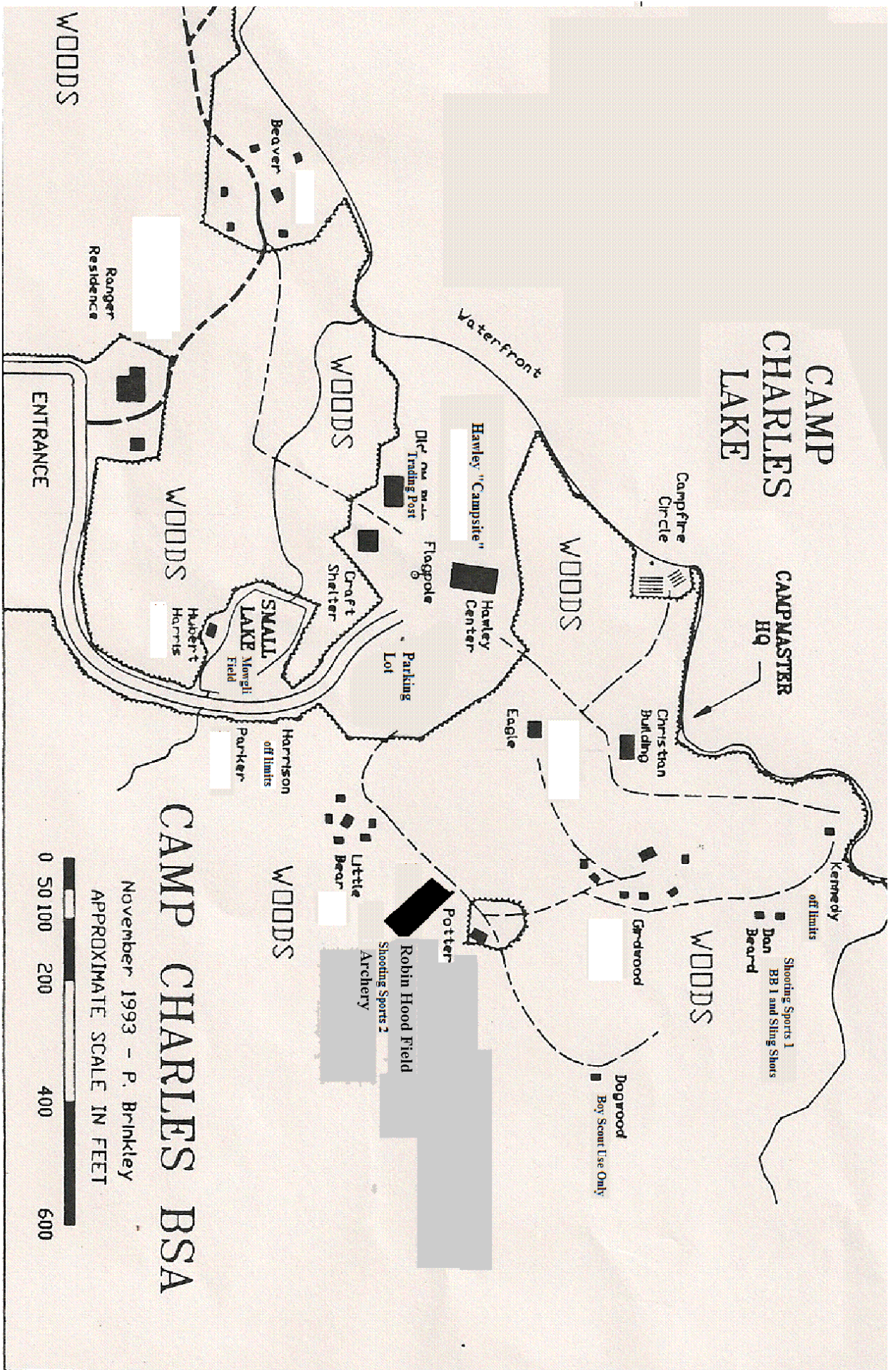
2009 Camp Charles Cub Scout Family Camp Out

Unit Rooster page ____ of ____ (reproduce as needed)

Pack #	Leader in Charge	Adult	Family 2	Asst. Leader Family 3	Family 4	Family 5
1	Cub Scout					
2						
3						
4						
5						
6						
7						
8						
9						
10						
11						
12						
13						
14						
15						


CAMP CHARLES LAKE

CAMPMASTER HQ



CAMP CHARLES BSA

November 1993 - P. Brinkley
APPROXIMATE SCALE IN FEET



2009 Camp Charles Cub Scout Family Campout Schedule **UPDATED**

Friday October 16th

5:00-9:00PM	Early Check In and Campsite set up.	Hawley Center and campsites
9:00-10:00 PM	Leaders/Staff Meeting	Hawley Center
10:00PM	Taps 10:00PM- 6:00AM Quiet Time	

Saturday October 17th

6:00- 10:00AM	On Your Own	
8:00-9:30AM	Early Check In and Campsite set up.	Hawley Center and campsites
10:00AM- 12:00PM	Activities	Activity Areas
	BBs 1	Dan Beard
	Sling Shots	Dan Beard
	BBs 2	Davey Crocket Field
	Archery	Robin Hood Field
	Fishing	Mowgli Field
	Tie-Dye	Handicraft shelter
11:00 until	First Hike to High Rock	Hawley Center
12:00-1:30PM	LUNCH	Campsites
1:30-5:30PM	Activities Listed Above	Activity Areas Listed Above
3:30 until	Second Hike to High Rock	Hawley Center
5:30-7:30PM	DINNER	Campsites
7:30-9:00PM	Campfire	Mowgli Field
9:00- 10:00PM	On Your Own	
9:30-10:30 PM	Leaders/Staff Meeting	Hawley Center
10:00PM	Taps	
10:00PM- 6:00AM	Quiet Time	

Sunday October 18th

6:00- 8:00AM	Breakfast and cleanup	Campsites
8:00-8:30 AM	Scouts Own Interdenominational Service	Mowgli Field
8:30AM until	Clean Up	
9:00AM	Begin Checking Out	

NAME:

UNIT #:

Phone #

CAMPSITE:

(Unit Leaders, reproduce locally as needed)

